

Name: _____

Period: _____ Date: _____

Directions: First complete the key to the right. Then, code/highlight the BC, BCE, AD, CE throughout this worksheet. For each question, draw brackets connecting like time periods... BC and BCE, AD and CE.

Key: What do each of these initials mean?

BC: *Before Christ* BCE: *Before Common Era*

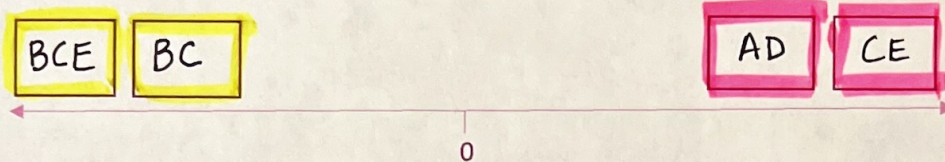
AD: *Anno Domini (Year of our Lord)* CE: *Common Era*

Highlight both **BC and BCE** in the one color

Highlight both **AD and CE** in another color

Timeline Practice

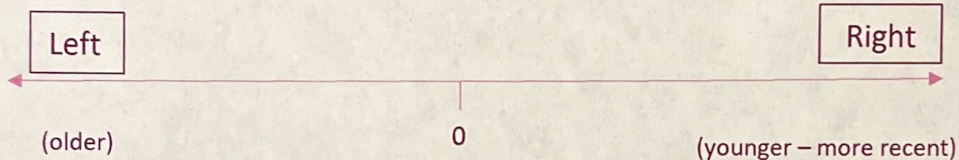
1. Label the blanks with **AD, CE, BCE, BC**



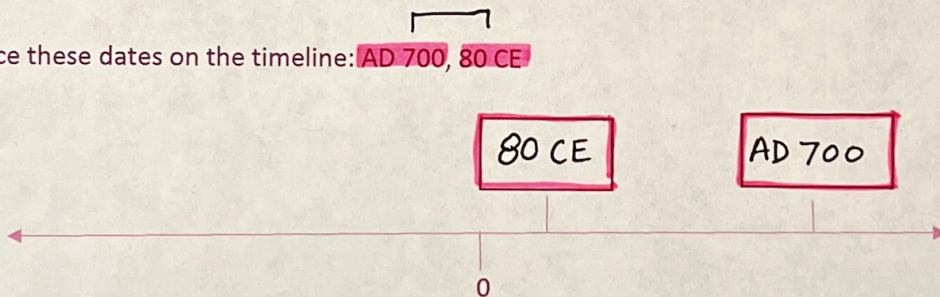
2. Circle the right answers

a. As the numbers go toward the left on a timeline, they get (larger) smaller

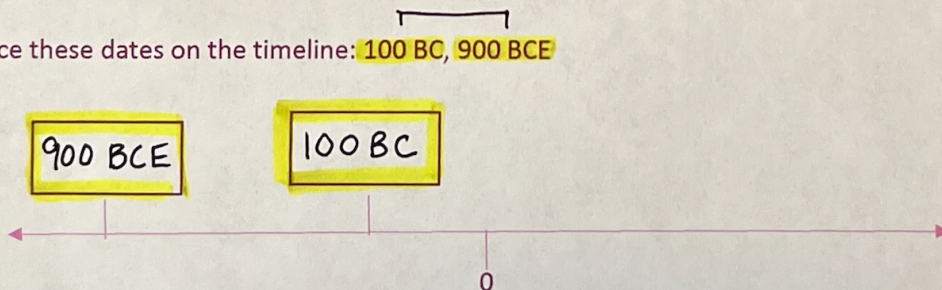
b. As the numbers go toward the right on a timeline, they get (larger) smaller



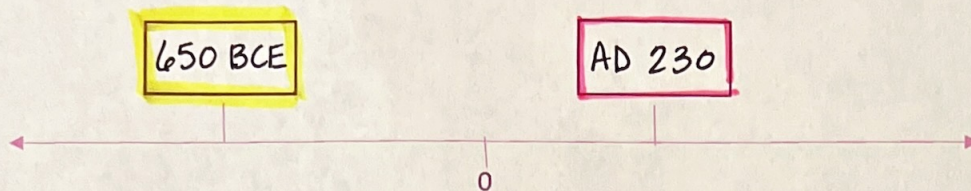
3. Place these dates on the timeline: **AD 700, 80 CE**



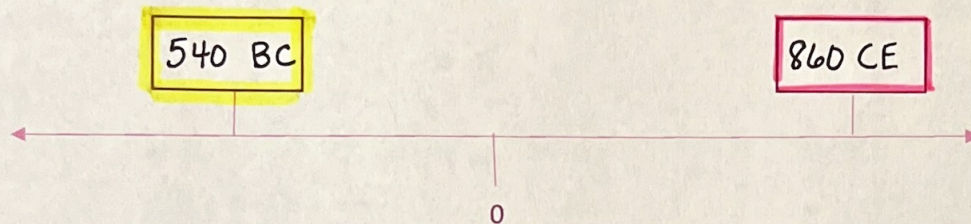
4. Place these dates on the timeline: **100 BC, 900 BCE**



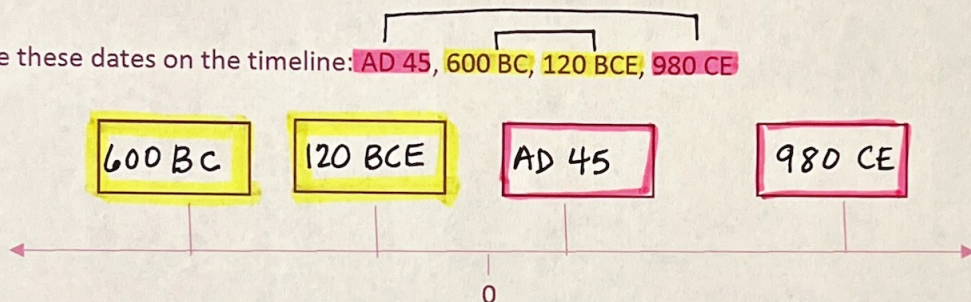
5. Place these dates on the timeline: 650 BCE, AD 230



6. Place these dates on the timeline: 860 CE, 540 BC



7. Place these dates on the timeline: AD 45, 600 BC, 120 BCE, 980 CE



8. Order these from what came first to last:

a. AD 450, 830 CE, 150 CE, AD 340 - 150 CE AD 340 AD 450 830 CE

b. 35 BC, 560 BCE, 280 BCE, 710 BC - 710 BC 560 BCE 280 BCE 35 BC

c. AD 930, 320 BC, AD 110, 480 BC - 480 BC 320 BC AD 110 AD 930

d. 120 BCE, 95 CE, 530 CE, 540 BCE - 540 BCE 120 BCE 95 CE 530 CE

e. AD 27, 270 BCE, 54 BC, 540 CE - 270 BCE 54 BC AD 27 540 CE